FACTSET RMS PARTNERS

〉 Aggregate and analyze your firm's proprietary data along with FactSet and third-party data sets in a single, customizable database. Improve investment decision making with the ability to generate custom models and reports.

Name	FactSet Code	Price / EPS FY1	Price / EPS FY2	Net Sales FY2	Net Sales FY2	EV / Sales FY1	EV / Sales FY2	EV / EBITDA FY1	EV / EBITDA FY2
APPAREL		**n/m**	**n/m**	**26,781**	**41,065**	**n/m**	**n/m**	**n/m**	**n/m**
Adidas AG	ADS-ETR	47.74	41.79	26,781	41,065				
AUTOMOTIVE		**9.80**	**10.42**	**77,372,826**	**79,220,440**	**0.38**	**0.38**	**3.29**	**3.23**
BMW	BMW-ETR	9.29	8.46	353,785	217,720	0.41	0.76	2.44	2.36
Daimler	DAI-ETR	10.39	10.09	170,000	176,800	1.05	1.04	5.17	4.05
Ford Motor	F-USA	13.93	13.53	345,470	589,020	0.48	0.29	11.71	8.69
Hyundai Motor Company	005380-KRX	5.33	5.17	97,532,790	100,458,773	0.38	0.38	3.26	3.26
Volkswagen	VOW-ETR	17.12	16.78	236,821	258,135	1.09	1.06	9.48	9.18
CHEMICALS		**17.82**	**17.87**	**251,366**	**268,160**	**0.98**	**0.97**	**5.42**	**4.44**
BASF	BAS-ETR	14.74	14.74	135,000	140,000	0.90	0.87	2.95	2.82
Bayer	BAYN-ETR	22.90	22.23	117,812	129,081	1.09	1.02	8.02	7.97
Nokian Renkaat	NRE1V-HEL	22.27	22.27	4,078	4,078	1.39	1.39	9.18	9.18
CONSTRUCTION		**9.93**	**9.87**	**190,738**	**328,524**	**0.25**	**0.14**	**6.36**	**3.88**
China Railway Construction	1186-HKG	7.55	7.33	1,448,187	2,531,612	0.15	0.09	4.96	3.10
Eiffage	FGR-PAR	29.23	28.38	21,703	40,937	1.06	0.58	9.71	5.86
DIVERSIFIED		**19.04**	**16.03**	**178,845**	**249,695**	**3.57**	**1.79**	**14.77**	**8.90**
GEA Group	G1A-ETR	19.89	19.31	8,716	15,314	0.92	0.54	7.61	7.82
General Electric	GE-USA	10.27	10.27	290,166	290,166	1.87	1.87	8.55	8.55
ELECTRONICS		**15.48**	**18.85**	**614,615**	**906,212**	**2.15**	**1.88**	**5.86**	**5.56**
Apple Inc.	AAPL-USA	24.67	24.67	560,643	560,643	2.21	2.21	3.29	3.29
IBM	IBM-USA	13.36	12.97	124,321	241,530	1.89	1.00	4.74	3.86
Microsoft Corp	MSFT-USA	30.45	30.45	264,696	264,696	2.91	2.91	9.42	9.42
Siemens	SIE-ETR	17.56	17.04	129,452	150,788	1.05	0.93	5.63	4.66
METAL PRODUCERS		**10.17**	**9.36**	**56,852**	**102,995**	**2.42**	**1.38**	**4.10**	**3.00**
BHP Billiton Ltd	BHP-ASX	10.23	9.93	86,730	148,912	2.42	1.45	4.11	3.17
OIL, GAS, COAL & RELATED SERVICES		**9.64**	**9.58**	**1,240,823**	**1,588,730**	**0.57**	**0.43**	**3.52**	**3.02**
ENI	ENI-MIL	38.91	37.77	216,758	419,237	0.33	0.18	2.49	1.37
Exxon Mobil Corp.	XOM-USA	10.91	10.60	743,519	917,653	0.62	0.52	3.55	3.62
Origin Energy Ltd	ORG-ASX	20.59	19.99	16,571	24,281	1.41	0.99	7.83	5.19
PetroChina Co. Ltd.	857-HKG	6.96	6.96	3,085,337	3,085,337	0.68	0.68	4.28	4.28
RETAILERS		**16.61**	**14.18**	**214,272**	**286,189**	**0.24**	**0.17**	**5.57**	**3.19**
Carrefour SA	CA-PAR	12.35	11.99	82,139	96,102	0.32	0.28	4.08	3.63
Chow Tai Foo Jewellery	1929-HKG	14.78	14.35	104,282	137,257	0.95	0.74	7.21	4.38
Metro	CEC-ETR	32.47	31.52	120,758	188,814	0.09	0.06	2.88	1.87
TRANSPORTATION		**8.01**	**7.91**	**13,558**	**23,520**	**0.68**	**0.43**	**3.69**	**3.70**
Cathay Pacific Airways	293-HKG	8.71	8.01	119,346	222,341	0.74	0.43	3.98	3.75
UTILITIES		**20.90**	**20.90**	**4,369**	**4,369**	**0.40**	**0.40**	**1.85**	**1.85**
Orange Belgium	OBEL-BRU	20.90	20.90	4,369	4,369	0.40	0.40	1.85	1.85

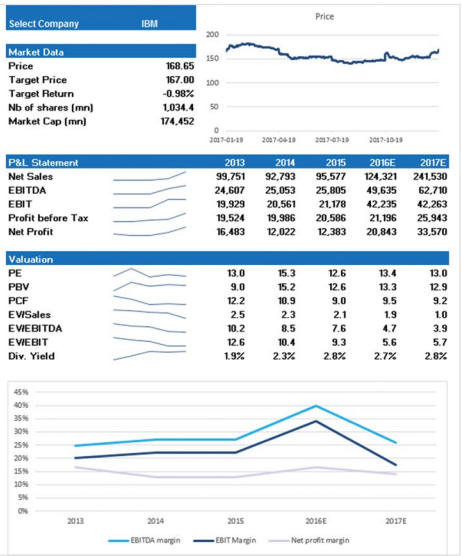

MAKE BETTER INVESTMENT DECISIONS THROUGH INTERNAL RESEARCH

Combine your firm's proprietary data on equity, credit, FICC, quantitative, and strategy research objects with data from FactSet and third parties to create a central, aggregated repository. Use FactSet's robust calculation and aggregation engine for advanced analytics, extract data directly into Microsoft Excel for additional analysis, or leverage an XML API for seamless integration with your firm's preferred tools. Send data and models seamlessly into FactSet's industry-leading Research Management Solution to manage ideas and investment decisions and complete the research lifecycle.

LEVERAGE A CUSTOMIZABLE RESEARCH WORKFLOW

Gain a flexible, customizable research generation solution designed around multi-environment database schema. Support all members of your international, multi-asset class research team with unique modeling workflows, calculation methodologies, data content sets, and approvals on a regional, sector, or investment methodology level. Maintain oversight of your firm's proprietary data with locally managed administration tools and database schema, or rely on FactSet's Enterprise Hosting installation.

INTEGRATE DATA SEAMLESSLY

Combine your proprietary financial analysis with FactSet content or third-party data sources, including broker estimates and unique regional content sets. Use FactSet's XML API to send data to internal systems or web platforms. Integrate post-analysis tear sheets or full models into the FactSet RMS workstation and off-platform tools to boost cross-firm collaboration, maintain compliance, and ensure research continuity.

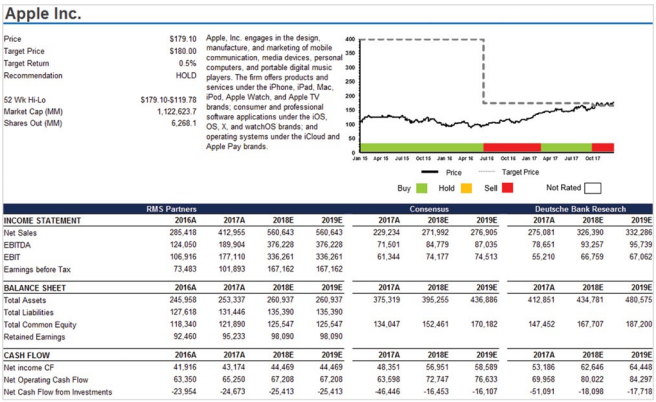

SUPERCHARGE FINANCIAL MODELING

Create custom models based on the unique needs of your firm's independent research teams, and enable multiple teams within varied environments to conduct equity/credit or long/short-biased analysis on a single entity. Easily link to and upload content from your internal financial models while relying on quality report checks to catch data oversights and highlight significant changes to analysis.

LEVERAGE BUILT-IN CALCULATION AND ANALYSIS TOOLS

Ensure all data is passed through universal or team-based calculation methodologies across a range of analytical tools.

- Extract and analyze data from multiple sources on a single or multi-entity aggregated basis
- Review how data or analysis has changed over time across multiple series
- Perform data-item level extraction into any Excel-based worksheet for unrivaled flexibility and access
- Save worksheets locally and refresh to immediately update content
- Generate charts and tables with Excel-based tools
- Create customized analysis and approval workflows
- Benefit from support for multiple listings, currencies, and subsidiary or product-level data sets

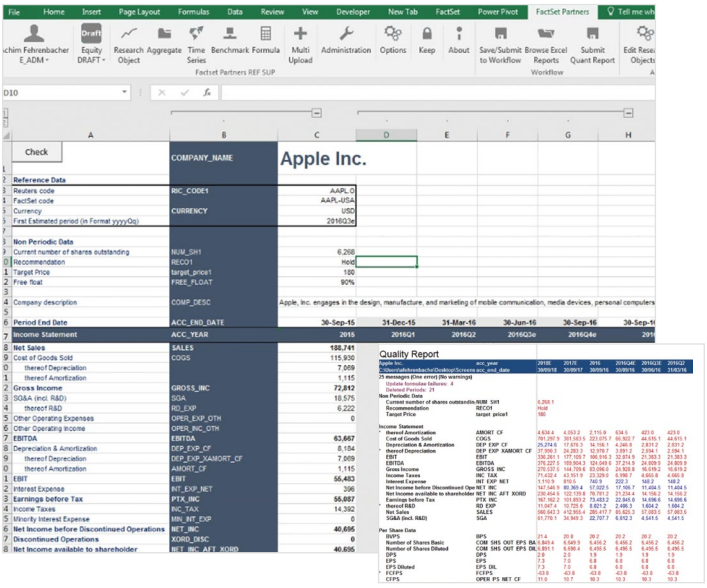

RELY ON UNSURPASSED SUPPORT

We strive to be as accessible to our clients as possible and to provide the best service in the industry. Rely on our follow-the-sun support, whether you have a quick question or need step-by-step guidance through a complex task. Our highly trained product specialists will help you find the answers you need and maximize the value FactSet offers your investment process.

About FactSet: FactSet is a leading provider of financial information and analytic applications to investment professionals around the globe. To learn more about FactSet's RMS Partners, contact sales@factset.com or visit www.factset.com. Copyright © 2018 FactSet Research Systems Inc. All rights reserved. #ID872/0318/FSM117