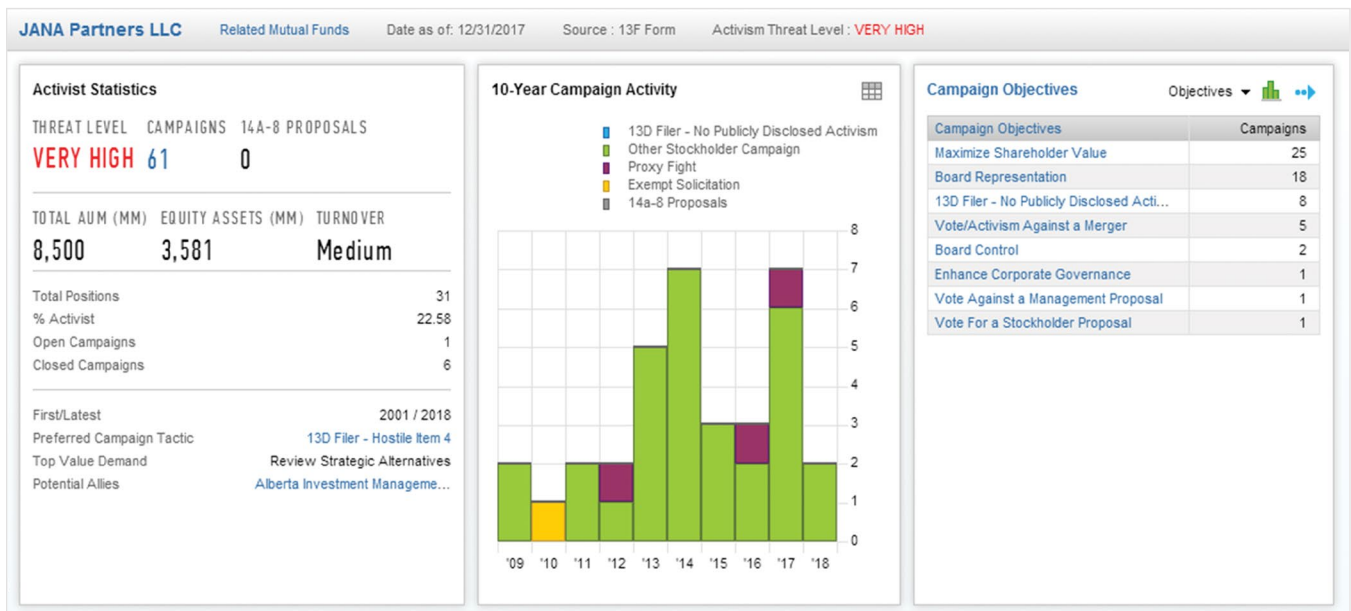


# FACTSET ACTIVISM, GOVERNANCE, AND PROXY SOLUTIONS

Power your activism and governance research with vital market, company, activist shareholder, and activism campaign intelligence.



## MONITOR AND ANALYZE CORPORATE ACTIVISM AND GOVERNANCE

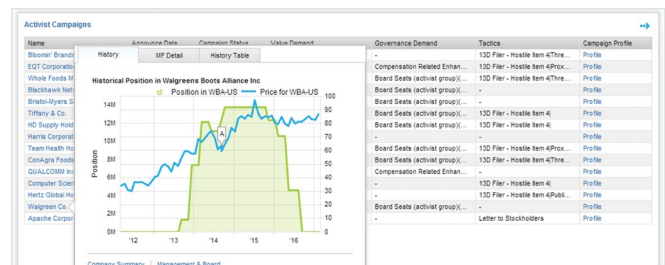
Access comprehensive governance defense profiles that combine a company's articles of incorporation, bylaws, shareholder rights plans, and more.

- Save time and reduce hassles with access to the tools, reports, and data you need in one powerful, consolidated location
- Understand the tactics, objectives, and outcomes of activism campaigns with full transparency into company-, activist-, and campaign-level activity
- Gain insight into an investor's history of activism and review updated intelligence including biographical information, campaign demands and tactics, and 13Ds filed
- Gauge activist concentration in company by viewing the percentage held by known activists
- Leverage a predictive activism vulnerability identifier to determine which companies are most vulnerable, how long they have been vulnerable, and more

## LEVERAGE SOUND METHODOLOGY WITH FULL TRANSPARENCY

Feed your workflow with the market's foremost, most comprehensive source for activism and governance data.

- Rely on the most complete advisor data, sourced from public filings as well as ongoing advisor surveys
- Benefit from complete transparency with direct links to the charter, bylaw, and poison pill exhibits, as well as source documents from the SEC and state statutes



## CREATE DYNAMIC SCREENING MODELS

Corporate Governance Screener helps you perform comparable analyses across endless variables, including industry, governance provisions, market index, and so much more.

- Gain access to additional FactSet libraries such as FactSet Fundamentals, Estimates, Ownership, People, and Pricing databases
- Access research, including all source documents, from a company's articles of incorporation, bylaws, state takeover laws, and shareholder rights plans

Activism Screener provides more than 100 searchable and display items that allow you to analyze trends from an activism campaign and/or activist holder perspective.

- Easily turn your screening results into presentation visuals using powerful customization options
- Dig deeper into your screening results using interactive links to the Activist Profile, Campaign Profile, or Corporate Activism reports

Proxy Screener allows you to screen and analyze results and trends in proxy voting, including management and shareholder proposals and director elections.

- Analyze voting breakdowns and trends, and build multi-year overviews of voting results to determine shareholder support for specific proposals
- View key statistics including company response, no-action letters, proponent type, proposal result, and more

NEW CORPORATE GOVERNANCE SCREEN

**SELECT CRITERIA**

Global Proxy Rating: >= 2 Location of Incorporation: All

Company: Governance Position: 10 Identifier List: Clear All Exclusions

Global Proxy Rating: 10 0 1 2 3 4 5 6 7 8 9 10

Charter/Bylaw Defense Change: None - search or browser for items Effective Date Range: Start Date: End Date: %

State Statute Opt Out: None - search or browser for items

Vote Requirement to Elect Directors: All

Auto: Monitor (For Brownstacks (Pilot))

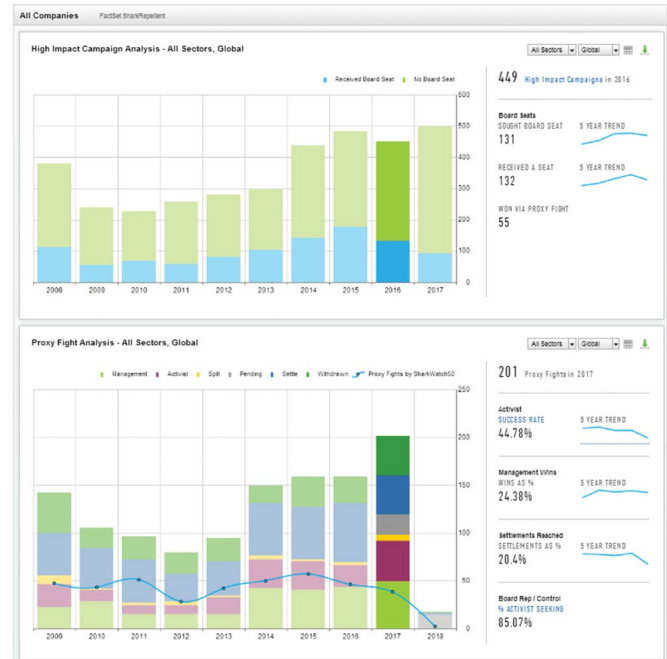
**FORMAT RESULTS**

RESULTS: 3,419

Summary Board Details Voting Details Performance Financials

Add Columns: e.g. Proxy Access, Political Forum, Sunset Provision, Rights Agreement Date

Symbol	Name	Incorporation	Proxy Access	Cumulative Voting	Action by Written Consent	Share Can Call Special Meeting	Share Special Meeting %	Supermajority for Unequal
1. EQHT	Equi Holdings Inc.	DE	NO	YES	NO	YES	50.1	NO
2. AVHI	A.V. Homes Inc.	DE	NO	YES	YES	YES	20.0	NO
3. ABAX	Abaxis, Inc.	CA	NO	YES	YES	YES	10.0	NO
4. ABT	Abbott Laboratories	IL	YES	YES	YES	YES	20.0	YES
5. ADMP	Adams Pharmaceuticals Corp.	DE	NO	YES	NO	YES	25.0	NO
6. AHRK	Abrar Text Systems	CA	NO	YES	YES	YES	10.0	NO



## EVALUATE SHIFTS IN THE MACRO LANDSCAPE

Harness the power of FactSet's cross-content analytics and corporate activism database to provide key details on high-impact activism movements and the individuals that influence them.

- Simplify complex research with custom presentation-ready reports on key trends and market snapshots
- Analyze year-over-year volume of high-impact activism trends
- Drill into Proxy Fight trends and gauge settlement rate trends
- Perform historical analysis on management wins as compared to the success rate of activist shareholders
- Identify current equity assets and historical campaign totals of key individuals at activist firms
- View a breakdown of total campaigns per activist and key characteristics of these campaigns